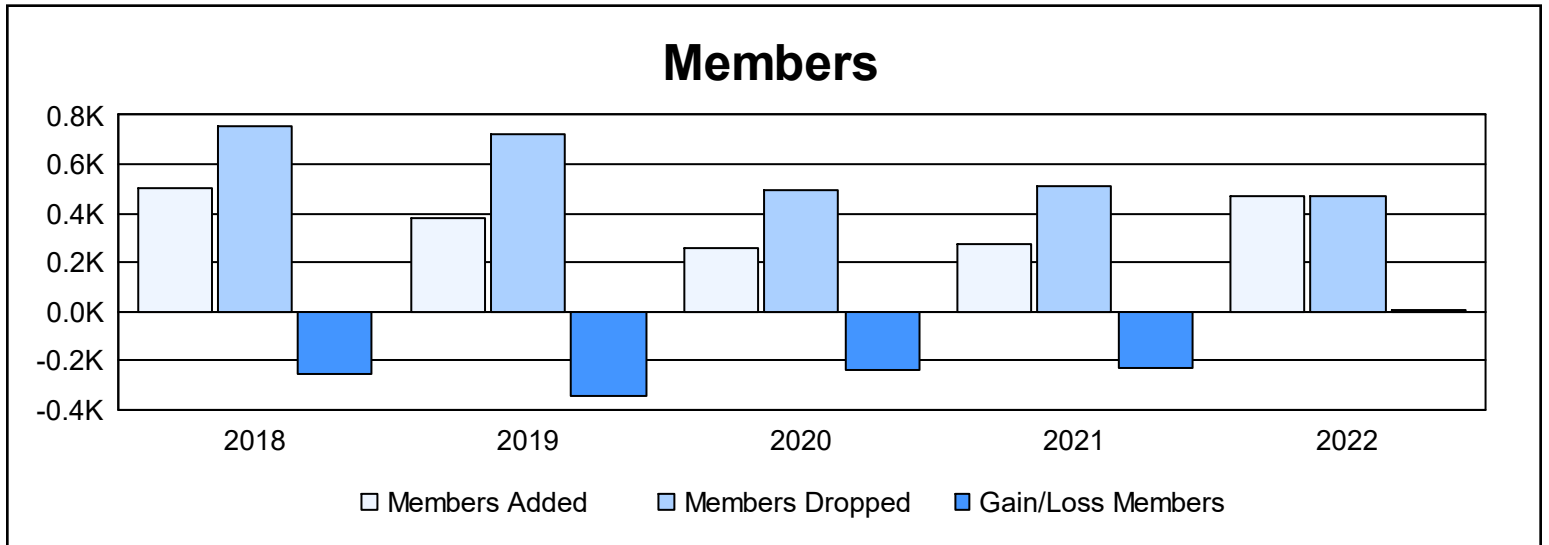
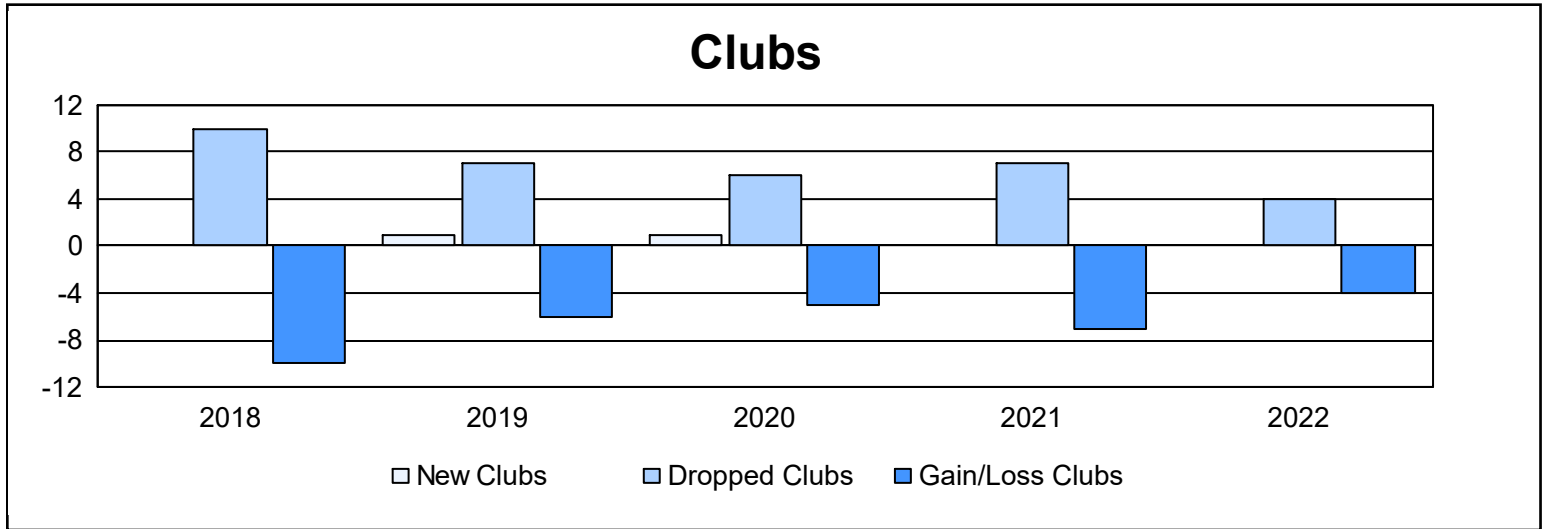


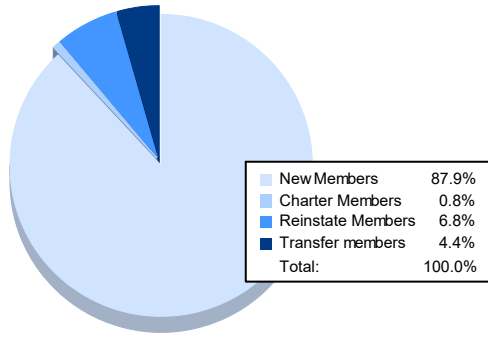
Multiple District 43

As of June 2022 Cumulative

Year	New Clubs	Dropped Clubs	Gain/ Loss Clubs	New Members	Charter Members	Reinstate Members	Transfer Members	Total Member Added	Total Members Dropped	Gain/ Loss Members
2017-2018	0	10	-10	427	4	46	22	499	756	-257
2018-2019	1	7	-6	331	21	18	10	380	723	-343
2019-2020	1	6	-5	198	23	18	17	256	492	-236
2020-2021	0	7	-7	246	2	18	11	277	507	-230
2021-2022	0	4	-4	416	4	32	21	473	467	6
Average	0	7	-6	324	11	26	16	377	589	-212



Membership Composition June 2022 Cumulative



Gender Composition June 2022 Cumulative

